

YEM Broth

Intended Use

YEM Broth is widely used for the cultivation of *Agrobacterium* species and other soil microorganisms.

Summary

Agrobacterium is a genus of Gram-negative bacteria. The *Agrobacterium* genus is quite heterogenous. *Agrobacterium* is well known for its ability to transfer DNA between itself and plants. *Agrobacterium tumefaciens* is a ubiquitous soil borne pathogen responsible for Crown Gall disease, affecting many higher species of plant. YEM Agar is also used for the cultivation of the symbiotic nitrogen fixing microorganisms like *Rhizobium* species to make it suitable for the production of legume inoculants.

Principle

YEM Broth which contains mannitol as a carbon source and yeast extract as a source of both nitrogen and growth factors for *Agrobacteria*. It also poses oxidation - reduction potential of medium in the range favourable for *Rhizobia* and serves as hydrogen donor in respiratory process. Mannitol is the fermentable sugar alcohol source. Magnesium provides cations essential for the growth of *Agrobacteria*.

Formula*

Ingredients	g/L
Yeast Extract	1.0
Mannitol	10.0
Dipotassium Phosphate	0.5
Magnesium Sulphate	0.2
Sodium Chloride	0.1
Final pH (at 25°C)	7.0 ± 0.2

*Adjusted to suit performance parameters.

Storage and Stability

Store dehydrated medium below 30°C in tightly closed container and the prepared medium at 2°C-8°C. Avoid freezing and overheating. Use before expiry date on the label. Once opened keep powdered medium closed to avoid hydration.

Specimen Collection and Handling

Ensure that all samples are properly labelled. Follow appropriate techniques for handling samples as per established guidelines. Some samples may require special handling, such as immediate refrigeration or protection from light, follow the standard procedure. The samples must be stored and tested within the permissible time duration. After use, contaminated materials must be sterilized by autoclaving before discarding.

Directions

1. Suspend 11.80 g of the powder in 1000 mL purified / distilled water.
2. Heat if necessary, to dissolve the powder completely.
3. Sterilize by autoclaving at 121°C (15 psi) for 15 minutes as per validated cycle.
4. Mix well and dispense as desired.

Quality Control

Dehydrated Appearance: Cream to yellow coloured, homogenous, free flowing powder.

Prepared Appearance: Colourless with yellow tinge or light yellow coloured, clear solution without any precipitate.

Cultural Response: Cultural characteristics is observed after an incubation of 20°C-25°C for upto 5 days.

Organism (ATCC)

Rhizobium leguminosarum (10004)
Rhizobium meliloti (9930)
Agrobacterium tumefaciens (33970)

Growth

Good
Good
Good

Performance and Evaluation

Performance of the product is dependent on following parameters as per product label claim:

1. Directions
2. Storage
3. Expiry

Warranty












This product is designed to perform as described on the label and package insert. The manufacturer disclaims any implied warranty of use and sale for any other purpose.

Reference

1. Allen. E.K. and Allen. O.N., 1950, Bacteriol. Rev., 14:273.
2. Loper, J. E. and Ishimaru, C. A., in The Rhizosphere and Plant Growth (eds Keister, D. L. and Cregan, P. B.), Kluwer Academic Publishers, 1991, pp. 253–261.
3. Data on file: Microxpress®, A Division of Tulip Diagnostics (P) Ltd.

Product Presentation:

Cat. No.	Product Description	Pack Size
201250020500	Dehydrated Culture Media	500 g

 Temperature Limit	 Manufacturer	 Batch Code	 Date of Manufacture	 This way up	 Received on
 Catalogue Number	 Consult Instructions for use	 Use-by Date	 Hygroscopic keep container tightly closed	 Opened on	

Revision: 0825/VER-03

Disclaimer

Information provided is based on our inhouse technical data on file, it is recommended that user should validate at his end for suitable use of the product.