

TSB CAP 4 with Tween 80

Intended Use

TSB CAP 4 with Tween 80 for determining efficiency of sanitization of containers, equipment surfaces, water miscible cosmetics etc.

Summary & Principle

Tryptone, soya peptone and peptone provides nitrogenous compounds, amino acids and long chain peptides for the growth of microorganisms. Dextrose is the source of carbohydrate. Sodium chloride maintains the osmotic balance. Dipotassium hydrogen phosphate buffers the medium. Soya lecithin, polysorbate 80 (Tween 80) and tamol act as neutralizing agents that neutralizes the activity of antimicrobial agents. Lecithin and polysorbate 80 neutralizes quaternary ammonium compounds, parahydroxy benzoates and substituted phenolics.

Formula*

Ingredients	g/L
PART A	
Tryptone	17.0
Peptone	2.5
Soya Peptone	3.0
Sodium Chloride	5.0
Dipotassium Hydrogen Phosphate	2.5
Dextrose (Glucose)	2.5
Soya Lecithin	5.0
Tamol	7.5
PART B	
Tween 80	35 mL
Final pH (at 25°C)	7.3 ± 0.2

*Adjusted to suit performance parameters.

Storage and Stability

Store dehydrated medium below 30°C in tightly closed container and the prepared medium at 2°C-8°C. Avoid freezing and overheating. Use before expiry date on the label. Once opened keep powdered medium closed to avoid hydration.

Type of specimen

Cosmetics

Specimen Collection and Handling

Ensure that all samples are properly labelled.

Follow appropriate techniques for handling samples as per established guidelines.

Some samples may require special handling, such as immediate refrigeration or protection from light, follow the standard procedure. The samples must be stored and tested within the permissible time duration.

After use, contaminated materials must be sterilized by autoclaving before discarding.

Directions

1. Suspend 45.00 g of Part A in 800 mL purified / distilled water.
2. Separately add 35 mL of Part B in 100 mL purified / distilled water.
3. Mix well and add to Part A solution. Make up the volume to 1000mL.
4. Heat if necessary, to dissolve the medium completely.
5. Mix well and dispense in tubes or flasks or as desired. Sterilize by autoclaving at 121°C (15 psi) for 15 minutes as per validated cycle.

Note: Medium may show haziness after sterilization but on cooling the medium becomes clear.

Quality Control

Dehydrated Appearance: Part A: Cream to yellow coloured, homogeneous, free flowing powder.

Part B: Yellow to amber coloured, viscous solution.

Prepared Appearance: Light to medium amber coloured, clear to slightly opalescent solution.

Cultural Response: Cultural characteristics observed after an incubation of 18-24 hours at 30°C-35°C.

Growth Promoting:

Organisms (ATCC)	Growth
<i>Staphylococcus aureus</i> subsp. <i>aureus</i> (6538)	Good
<i>Pseudomonas aeruginosa</i> (9027)	Good
<i>Escherichia coli</i> (8739)	Good
<i>Salmonella enterica</i> subsp. <i>enterica</i> serovar <i>Typhimurium</i> (14028)	Good
<i>Salmonella enterica</i> subsp. <i>enterica</i> serovar <i>Abony</i> (NCTC 6017)	Good
<i>Candida albicans</i> 3147 (10231)	Good
<i>Bacillus spizizenii</i> (6633)	Good

Note: Inoculum for Good growth is 10 – 100 cfu.

Performance and Evaluation

Performance of the product is dependent on following parameters as per product label claim:

1. Directions
2. Storage
3. Expiry

Warranty














This product is designed to perform as described on the label and package insert. The manufacturer disclaims any implied warranty of use and sale for any other purpose.

Reference

1. Jorgensen, J.H., Pfaller, M.A., Carroll, K.C., Funke, G., Landry, M.L., Richter, S.S and Warnock., D.W. (2015) Manual of Clinical Microbiology, 11th Edition. Vol. 1.
2. Hall and Hartnett, 1964, Public Health. Rep., 79:1021.
3. Murray PR, Baron, Pfaller, and Tenover, and Tenover (Eds.), 2003, In Manual of Clinical Microbiology, 8th ed., ASM, Washington, D.C
4. Isenberg, H.D. Clinical Microbiology Procedures Handbook 2nd Edition.
5. Data on file: Microxpress®, A Division of Tulip Diagnostics (P) Ltd.

Product Presentation:

Cat No.	Product description	Pack Size
201200370500	Dehydrated Culture Media	500 g

 Temperature Limit	 Manufacturer	 LOT Batch Code	 Date of Manufacture	 This way up	 RO Received on	 Part A One part of twin pack
 REF Catalogue Number	 Consult Instructions for use	 Use-by Date	 Hygroscopic keep container tightly closed	 OO Opened on	 Part B One part of twin pack	

Revision: 0825/MER-03

Disclaimer

Information provided is based on our inhouse technical data on file, it is recommended that user should validate at his end for suitable use of the product.