

Tryptone Water without Sodium Chloride

Intended Use

Tryptone Water without Sodium chloride is used for the detection of *Vibrio cholerae* and *Vibrio parahaemolyticus*.

Summary

Tryptone Water without Sodium chloride is recommended by BIS for detection of *Vibrio cholerae* and with addition of 8 to 10% sodium chloride for detection of *Vibrio parahaemolyticus*.

Principle

Casein enzymic hydrolysate provides carbonaceous nitrogenous compounds and other essential growth nutrients. When testing for *Vibrio parahaemolyticus* the test sample is inoculated in the tubes containing sterile 1% Tryptone Water without Sodium chloride and with 8% and 10% Sodium chloride. The tubes are incubated at 37°C for 24-48 hours. *Vibrio parahaemolyticus* does not grow in the tubes without Sodium chloride.

Formula*

| Ingredients | g/L |
|----------------------------|-----------|
| Casein Enzymic Hydrolysate | 10.0 |
| Final pH (at 25°C) | 7.4 ± 0.1 |

*Adjusted to suit performance parameters

Storage and Stability

Store dehydrated medium below 30°C in tightly closed container and the prepared medium at 2°C-8°C. Avoid freezing and overheating. Use before expiry date on the label. Once opened keep powdered medium closed to avoid hydration.

Specimen Collection and Handling

Ensure that all samples are properly labelled.

Follow appropriate techniques for handling samples as per established guidelines.

Some samples may require special handling, such as immediate refrigeration or protection from light, follow the standard procedure.

The samples must be stored and tested within the permissible time duration.

After use, contaminated materials must be sterilized by autoclaving before discarding.

Directions

1. Suspend 10.00 g of the powder in 1000 mL purified / distilled water.
2. Heat if necessary, to dissolve the powder completely.
3. Dispense as desired and sterilize by autoclaving at 121°C (15 psi) for 15 minutes as per validated cycle.
4. For testing *Vibrio parahaemolyticus* add Sodium chloride to a final concentration of 8 or 10% as desired before sterilization.

Quality Control

Dehydrated Appearance: Cream to yellow coloured, homogenous, free flowing powder

Prepared Appearance: Light yellow to yellow coloured, clear solution without any precipitate.

Cultural Response: Cultural characteristics observed after an incubation of 18-24 hours at 35°C-37°C.

| Organism | Growth without NaCl | Growth with 8% NaCl | Growth with 10% NaCl |
|--|---------------------|---------------------|----------------------|
| <i>Vibrio cholerae</i> (15748) | positive | negative | negative |
| <i>Vibrio parahaemolyticus</i> (17802) | negative | positive | positive |

Performance and Evaluation

Performance of the product is dependent on following parameters as per product label claim:

1. Directions
2. Storage
3. Expiry

Warranty

This product is designed to perform as described on the label and package insert. The manufacturer disclaims any implied warranty of use and sale for any other purpose.

References

1. Bureau of Indian Standards, IS:5887 (Part-V) 1976, reaffirmed 1986.
2. Data on file: Microxpress®, A Division of Tulip Diagnostics (P) Ltd.

Product Presentation:

Cat No.












201200360500

Product description

Dehydrated Culture Media

Pack Size

500 g

| | | | | | |
|---|--|---|---|--|---|
|  Temperature Limit |  Manufacturer |  Batch Code |  Date of Manufacture |  This way up |  Received on |
|  Catalogue Number |  Consult Instructions for use |  Use-by Date |  Hygroscopic keep container tightly closed |  Opened on | |

Revision: 0825/VER-03

Disclaimer

Information provided is based on our inhouse technical data on file, it is recommended that user should validate at his end for suitable use of the product.
