

Tryptone Salt Agar with 3% NaCl

Intended Use

A medium used for differentiation of El Tor and Classical biotypes of *Vibrio* in accordance with FDA BAM, 1998.

Principle and Summary

Tryptone Salt Agar with 3% NaCl is used for the growth of *Vibrio* sp. In accordance with FDA BAM for differentiation of El Tor and classical biotypes. Members of genus *Vibrio* are defined as gram-negative, asporogenous rods that are straight or have a single, rigid curve. They are motile, most have a single polar flagellum, when grown in liquid medium. Different methods used for the confirmation of *Vibrio* species include physical, biochemical and serological assays.

Blend the food sample to be analyzed with Alkaline peptone water (APW) in appropriate ratio and incubate as per the recommendation by FDA BAM. Pure cultures can be isolated from APW by plating a loopful of the inoculum into TCBS agar. For biochemical and serological identification of *Vibrio*, colonies from crowded plates must be streaked to Tryptone salt agar with 3% NaCl for purity. Incubate overnight at 35±2°C and proceed with identification using a single isolated colony for differentiation of Classic and El Tor biotypes. Further biochemical tests can also be done using colonies from this medium.

Formula*

Ingredients	g/L
Sodium Chloride	30.0
Pancreatic Digest of Casein	10.0
Agar	20.0
Final pH (at 25°C)	7.1 ± 0.2

*Adjusted to suit performance parameters

Storage and Stability

Store dehydrated medium below 30°C in tightly closed container and the prepared medium at 2°C-8°C. Avoid freezing and overheating. Use before expiry date on the label. Once opened keep powdered medium closed to avoid hydration.

Specimen Collection and Handling

Ensure that all samples are properly labelled.

Follow appropriate techniques for handling samples as per established guidelines.

Some samples may require special handling, such as immediate refrigeration or protection from light, follow the standard procedure.

The samples must be stored and tested within the permissible time duration.

After use, contaminated materials must be sterilized by autoclaving before discarding.

Directions

1. Suspend 60.00 g of the powder in 1000mL purified / distilled water.
2. Mix thoroughly, gently heat and bring to boiling to dissolve the powder completely.
3. For slants, dispense into tubes as required.
4. Sterilize by autoclaving at 121°C (15 psi) for 15 minutes as per validated cycle.
5. Solidify tubes as slants.

Quality Control

Dehydrated Appearance: Cream to yellow coloured, homogenous, free flowing powder.

Prepared Appearance: Light yellow coloured, clear to slightly opalescent gel forms in petridishes.

Cultural Response: Cultural characteristics observed after an incubation of 18-48 hours at 35°C-37°C.

Organism (ATCC)

Vibrio cholerae (15748)

Vibrio parahaemolyticus (17802)

Growth

Good

Good

Performance and Evaluation

Performance of the product is dependent on following parameters as per product label claim:

1. Directions
2. Storage
3. Expiry

Warranty

This product is designed to perform as described on the label and package insert. The manufacturer disclaims any implied warranty of use and sale for any other purpose.

References

1. Vera. 1944. J. Bact., 47.
2. FDA, U.S. 1998. Bacteriological Analytical Manual. 8th ed. Gaithersburg, Md. : AOAC International.
3. Data on file: Microxpress[®], A Division of Tulip Diagnostics (P) Ltd.

Product Presentation:

Cat No.












201200210500

Product description

Dehydrated Culture Media

Pack Size

500 g

 Temperature Limit	 Manufacturer	 Batch Code	 Date of Manufacture	 This way up	 Received on
 Catalogue Number	 Consult Instructions for use	 Use-by Date	 Hygroscopic keep container tightly closed	 Opened on	

Revision: 0825/VER-03

Disclaimer

Information provided is based on our inhouse technical data on file, it is recommended that user should validate at his end for suitable use of the product.
