

Soyabean Casein Digest Medium with Lecithin and Polysorbate 80

Intended Use

Soyabean Casein Digest Medium with Lecithin and Polysorbate 80 is used for determining efficiency of sanitization of containers, equipment surfaces, water miscible cosmetics etc.

Summary

Soyabean Casein Digest Medium with Lecithin and Polysorbate 80 is used in RODAC (Replicate Organism Detection and Counting) plates for the detection and enumeration of microorganisms present on surfaces of sanitary importance.

Principle

Pancreatic digest of casein and papaic digest of soyabean meal provide nitrogenous compounds and other nutrients essential for microbial replication. Lecithin and polysorbate 80 (Tween 80) are neutralizers reported to inactivate residual disinfectants from where the sample is collected. Lecithin neutralizes quaternary ammonium compounds and polysorbate 80 neutralizes phenolic disinfectants, hexachlorophene, formalin and with lecithin ethanol.

Formula*

Ingredients	g/L
Pancreatic Digest of Casein	17.0
Papaic Digest of Soyabean Meal	3.0
Sodium Chloride	5.0
Dextrose	2.5
Dipotassium Hydrogen Phosphate	2.5
Lecithin	0.7
Tween 80	5.0
Final pH (at 25°C)	7.3 ± 0.2

*Adjusted to suit performance parameters.

Storage and Stability

Store below 8°C in tightly closed container, preferably in desiccators and use freshly prepared medium. Avoid freezing and overheating. Use before expiry date on the label. Once opened keep powdered medium closed to avoid hydration.

Type of Specimen

Pharmaceutical samples

Specimen Collection and Handling

Ensure that all samples are properly labelled. Follow appropriate techniques for handling samples as per established guidelines. Some samples may require special handling, such as immediate refrigeration or protection from light, follow the standard procedure. The samples must be stored and tested within the permissible time duration. After use, contaminated materials must be sterilized by autoclaving before discarding.

Directions

1. Suspend 35.70 g of the powder in 1000 mL purified / distilled water.
2. Mix thoroughly.
3. Heat if necessary, to dissolve the powder completely.
4. Sterilize by autoclaving at 118°C-121°C respectively (12 to 15 psi) for 15 minutes as per validated cycle.

Quality Control

Dehydrated Appearance: Light yellow coloured, homogeneous, free flowing powder.

Prepared Appearance: Light yellow coloured, clear to slightly opalescent solution.

Growth Promotion Test: Growth promotion is carried out in accordance with the harmonized method of USP/EP/JP/IP and growth is observed after an incubation at 30°C-35°C for 18-24 hours for bacterial and ≤ 2 days for fungal.

Growth Promoting Properties: The test results observed are within the specified temperature and shortest period of time, inoculating ≤ 100 cfu (at 30°C-35°C for 18 hours for bacterial and 24 hours for fungal).

Growth Promoting

Organism (ATCC)

Escherichia coli (8739)

Escherichia coli (25922)

Staphylococcus aureus subsp. *aureus* (6538)

Staphylococcus aureus subsp. *aureus* (25923)

Pseudomonas aeruginosa (9027)

Pseudomonas aeruginosa Strain Boston 41501 (27853)

Streptococcus pyogenes Strain Bruno (19615)

Bacillus spizizenii (6633)

Candida albicans 3147 (10231)

Growth

Good

Good

Good

Good

Good

Good

Good

Good

Good

Growth Promotion Test in presence of Quaternary Ammonium compound:

Organism (ATCC)

Test*

Control**

Staphylococcus aureus subsp. *aureus* (6538)

Good

Inhibited

Bacillus spizizenii (6633)

Good

Inhibited

*Soyabean Casein Digest Medium with Lecithin and Tween 80

** Soyabean Casein Digest Medium

Interpretation of Results

The presence and number of microorganisms is determined by the appearance of colonies on the agar surface. After counting the colonies, carry out biochemical testing for identification.

Performance and Evaluation

Performance of the product is dependent on following parameters as per product label claim:

1. Directions
2. Storage
3. Expiry

Warranty

This product is designed to perform as described on the label and package insert. The manufacturer disclaims any implied warranty of use and sale for any other purpose.

Reference

1. Hall and Hartnett, 1964, Public Hlth. Rep., 79:1021.
2. Richardson (Ed)., 1985, Standard Methods for Examination of Dairy Products, 15th ed., APHA, Washington, D.C.
3. MacFaddin J.F., 1985, Media for Isolation-Cultivation-Identification-Maintenance of Medical Bacteria, Vol. I, Williams and Wilkins, Baltimore.
4. Brummer, 1976, Appl. Environ. Microbiol., 32:80.
5. Data on file: Micropress®, A Division of Tulip Diagnostics (P) Ltd.

Product Presentation:

Cat No.












201190280500

Product description

Dehydrated Culture Media

Pack Size

500 g

 Temperature Limit	 Manufacturer	 Batch Code	 Date of Manufacture	 This way up	 Received on
 Catalogue Number	 Consult Instructions for use	 Use-by Date	 Hygroscopic keep container tightly closed	 Opened on	

Revision: 0825/VER-03

Disclaimer

Information provided is based on our inhouse technical data on file, it is recommended that user should validate at his end for suitable use of the product.