

Salt Meat Broth

Intended Use

Salt Meat Broth is an enrichment medium for the isolation of Staphylococci from grossly contaminated specimens.

Summary

Staphylococci are tolerant of concentrations of sodium chloride that inhibit most other bacteria. Salt Meat Broth is a selective growth medium for Staphylococci; it is used for the preliminary enrichment for the isolation of small numbers of the cocci from heavily contaminated materials. This medium can detect halophilic Staphylococci from contaminated samples such as faeces especially in case of food poisoning. The medium is also an excellent substrate for the cultivation of some of the halophilic micrococci associated with hides and raw salt supplies.

Principle

Salt Meat Broth is a selective medium for Staphylococci due to the extra concentration of sodium chloride. Pancreatic digest of animal tissue, Cara beef extract and MX Nutrients 1 supply the essential nutrients and supports the growth of the bacteria.

Formula*

Ingredients	g/L
Pancreatic Digest of Animal Tissue	10.0
Cara Beef Extract#	10.0
MX Nutrients 1##	30.0
Sodium Chloride	100.0
Final pH (at 25°C)	7.6 ± 0.2

*Adjusted to suit performance parameters.

#Equivalent to Beef Extract

##Equivalent to intended performance of Neutral Ox-Heart Tissue

Storage and Stability

Store dehydrated medium below 30°C in tightly closed container and the prepared medium at 2°C-8°C. Avoid freezing and overheating. Use before expiry date on the label. Once opened keep powdered medium closed to avoid hydration.

Type of Specimen

Clinical samples – Faeces.

Specimen Collection and Handling

Ensure that all samples are properly labelled. Follow appropriate techniques for handling samples as per established guidelines. Some samples may require special handling, such as immediate refrigeration or protection from light, follow the standard procedure. The samples must be stored and tested within the permissible time duration. After use, contaminated materials must be sterilized by autoclaving before discarding.

Directions

1. Suspend 150.00 g of the powder in 1000 mL purified / distilled water. Soak for 5 minutes.
2. Warm slightly with frequent agitation to dissolve the powder completely. DO NOT OVERHEAT.
3. Dispense in a tube or adequate containers and sterilize by autoclaving at 121°C (15 psi) for 15 minutes as per validated cycle.

Quality Control

Dehydrated Appearance: Cream to yellow coloured, homogenous, free flowing powder.

Prepared Appearance: Yellow coloured, clear solution without any precipitate.

Cultural Response: Cultural characteristics observed after an incubation of 18-48 hours at 35°C-37°C.

Organism (ATCC)*Staphylococcus aureus* subsp. *aureus* (25923)*Escherichia coli* (25922)*Proteus mirabilis* (25933)**Growth**

Good

Inhibited

Inhibited

Performance and Evaluation

Performance of the product is dependent on following parameters as per product label claim:

1. Directions
2. Storage
3. Expiry

Warranty

This product is designed to perform as described on the label and package insert. The manufacturer disclaims any implied warranty of use and sale for any other purpose.

Reference

1. Mackie & McCartney's Practical Medical Microbiology. 14th edition.
2. Maitland H.B. and Martyn G 194B.JPath. Bact. 60: 553.
3. Data on file: Micropress®, A Division of Tulip Diagnostics (P) Ltd.

Product Presentation:**Cat No.**












201190130500

Product description

Dehydrated Culture Media

Pack Size

500 g

 Temperature Limit	 Manufacturer	 Batch Code	 Date of Manufacture	 This way up	 Received on
 Catalogue Number	 Consult Instructions for use	 Use-by Date	 Hygroscopic keep container tightly closed	 Opened on	

Revision: 0725/VER-03

Disclaimer

Information provided is based on our inhouse technical data on file, it is recommended that user should validate at his end for suitable use of the product.