

Sabouraud Cycloheximide Chloramphenicol Agar

Intended Use

Sabouraud Cycloheximide Chloramphenicol Agar is used for selective isolation and cultivation of pathogenic fungi.

Summary

Sabouraud Cycloheximide Chloramphenicol Agar was originally formulated by Sabouraud and further modified by Emmons by reducing dextrose content and adjusting the pH close to neutral.

Principle

Peptic digest of animal tissue is the source of nitrogenous growth factors while dextrose provides an energy source for the growth of microorganisms. The media can be rendered selective for fungi by antibiotics such as Chloramphenicol and Cycloheximide, which inhibit some bacteria as well as some saprophytic and pathogenic fungi. This medium inhibits fungi like *Cryptococcus neoformans*, *Aspergillus*, *Nocardia*, certain *Candida* species but allow the dermatophytes to grow well.

Formula*

Ingredients	g/L
Peptic Digest of Animal Tissue	10.0
Dextrose	20.0
Chloramphenicol	0.04
Cycloheximide	0.5
Agar	15.0
Final pH (at 25°C)	6.8 ± 0.2

*Adjusted to suit performance parameters.

Storage and Stability

Store below 8°C in tightly closed container, preferably in desiccators and use freshly prepared medium. Avoid freezing and overheating. Use before expiry date on the label. Once opened keep powdered medium closed to avoid hydration.

Type of specimen

Clinical samples.

Specimen Collection and Handling

Ensure that all samples are properly labelled. Follow appropriate techniques for handling samples as per established guidelines. Some samples may require special handling, such as immediate refrigeration or protection from light, follow the standard procedure. The samples must be stored and tested within the permissible time duration. After use, contaminated materials must be sterilized by autoclaving before discarding.

Directions

1. Suspend 45.54 g of the powder in 1000 mL purified / distilled water and mix well.
2. Heat to boiling to dissolve the powder completely.
3. Sterilize by autoclaving at 121°C (15 psi) for 15 minutes as per validated cycle.
4. Mix well and pour into sterile petridishes.

Quality Control

Dehydrated Appearance: Cream to light yellow coloured, homogenous, free flowing powder.

Prepared Appearance: Light yellow coloured, slightly opalescent gel forms in petridishes.

Cultural Response: Cultural characteristics observed after an incubation at 25°C-30°C for 2-3 weeks.

Organism (ATCC)*Candida albicans* 3147 (10231)*Aspergillus brasiliensis* WLRI

034(120) (16404)

Saccharomyces cerevisiae

NRRL Y-567 (9763)

Escherichia coli (25922)*Escherichia coli* (8739)*Trichophyton mentagrophytes* (9533)*Trichophyton rubrum* (28191)**Growth**

Partial Inhibition

Complete Inhibition

Complete Inhibition

Complete Inhibition

Complete Inhibition

Good

Good

Performance and Evaluation

Performance of the product is dependent on following parameters as per product label claim:

1. Directions
2. Storage
3. Expiry

Warranty

This product is designed to perform as described on the label and package insert. The manufacturer disclaims any implied warranty of use and sale for any other purpose.

Reference

1. Sabouraud R., 1892, Ann. Dermatol. Syphilol., 3:1061.
2. Emmons C., Binford C., Uty J. and Kwon-Chung, 1970, Medical Mycology, 2nd ed., Philadelphia: Lea and Febiger
3. Diagnostic Procedures, 1963, 4th ed., APHA
4. Ajello L., 1957, J. Chron. Dis., 5:545
5. MacFaddin J. F., 1985, Media For Isolation-Cultivation
6. Identification - Maintenance of Medical Bacteria, Vol. 1, Williams and Wilkins, Baltimore
7. Data on file: Microexpress®, A Division of Tulip Diagnostics (P) Ltd.

Product Presentation:**Cat No.**















201190020100

Product description

Dehydrated Culture Media

Pack Size

100 g

 Temperature Limit	 Manufacturer	 Batch Code	 Date of Manufacture	 This way up	 Environment Hazard	 Received on
 Catalogue Number	 Consult Instructions for use	 Use-by Date	 Hygroscopic keep container tightly closed	 Health Hazard	 Danger	 Opened on

Revision: 0825/VER-03

Disclaimer

Information provided is based on our inhouse technical data on file, it is recommended that user should validate at his end for suitable use of the product.