

Potato Infusion Agar

Intended Use

Potato Infusion Agar is recommended for the isolation of *Brucella* species.

Summary

Potato Infusion Agar is used for the isolation of *Brucella* species. *Brucella* is a strictly aerobic, gram-negative coccobacillus which causes Brucellosis. This organism is sometimes carried by animals and only causes incidental infections in humans. Infection usually occurs due to consumption of contaminated milk, meat or direct contact. This medium enables *Brucella* species to form typical colonies when isolated from infected materials. It is also used for the cultivation of *Brucella* species in large scale for antigen and vaccine preparation.

Principle

Potato Infusion Agar medium contains infusion of potato, peptic digest of animal tissue and cara beef extract which provide necessary nutrients required for the growth of *Brucella*. Dextrose serves as source of energy and sodium chloride maintains the osmotic equilibrium of the medium.

Formula*

Ingredients	g/L
Potato Infusion From	200.0
Peptic Digest of Animal Tissue	10.0
Cara Beef Extract#	5.0
Dextrose	10.0
Sodium Chloride	5.0
Agar	15.0
Final pH (at 25°C)	6.8 ± 0.2

*Adjusted to suit performance parameters.

Equivalent to Beef Extract.

Storage and Stability

Store dehydrated medium below 30°C in tightly closed container and the prepared medium at 2°C-8°C. Avoid freezing and overheating. Use before expiry date on the label. Once opened keep powdered medium closed to avoid hydration.

Type of Specimen

Water and waste water sample; Clinical sample: faeces; Food and dairy sample.

Specimen Collection and Handling

For clinical samples follow appropriate techniques for handling specimens as per established guidelines.

For food and dairy samples, follow appropriate techniques for handling specimens as per established guidelines.

For water samples, follow appropriate techniques for handling specimens as per established guidelines and local standards.

Specimens should be obtained before antimicrobial agents have been administered.

After use, contaminated materials must be sterilized by autoclaving before discarding.

Directions

1. Suspend 49.00 g of powder in 1000 mL purified / distilled water containing 20 ml glycerol.
2. Heat to boiling to dissolve the powder completely.
3. Sterilize by autoclaving at 121°C (15 psi) for 15 minutes as per validated cycle.
4. Mix well and pour into sterile petridishes.

Quality Control

Dehydrated Appearance: Cream to yellow coloured, homogeneous, coarse free flowing powder.

Prepared Appearance: Light amber coloured, clear to slightly opalescent gel forms in petridishes.

Cultural response: Cultural characteristics observed after an incubation at 35-37°C for 24 - 72 hours.

Organism (ATCC)

Bordetella bronchiseptica (4617)
Brucella melitensis (4309)
Brucella suis (6597)
Streptococcus pneumoniae (6303)

Growth

Good
 Good
 Good
 Good

Performance and Evaluation

Performance of the product is dependent on following parameters as per product label claim:

1. Directions
2. Storage
3. Expiry

Warranty

This product is designed to perform as described on the label and package insert. The manufacturer disclaims any implied warranty of use and sale for any other purpose.

References

1. Atlas R. M., 1993, Handbook of Microbiological Media, CRC Press, Inc., Boca Raton,
2. Data on file: Microxpress®, A Division of Tulip Diagnostics (P) Ltd.

Product Presentation:**Cat No.**












201160280500

Product description

Dehydrated Culture Media

Pack Size

500 g

 Temperature Limit	 Manufacturer	 Batch Code	 Date of Manufacture	 This way up	 Received on
 Catalogue Number	 Consult Instructions for use	 Use-by Date	 Hygroscopic keep container tightly closed	 Opened on	

Revision: 0825/VER-03

Disclaimer

Information provided is based on our inhouse technical data on file, it is recommended that user should validate at his end for suitable use of the product.