

## Luria Bertani Broth, Miller

### Intended Use

Luria Bertani Broth, Miller is recommended for the cultivation and maintenance of recombinant strains of *Escherichia coli* in genetic & molecular biology procedures and for routine cultivation of not particularly fastidious microorganisms.

### Summary

Luria Bertani Broth, Miller is slightly different with double amount of sodium chloride as compared to original media described by Lennox for cultivation and maintenance of recombinant strains of *Escherichia coli*. The media is nutritionally rich for the growth of pure cultures of recombinant strains. Strains derived from *Escherichia coli* K12 are deficient in Vitamin B synthesis which are further modified by specific mutation to create auxotrophic strains and are therefore unable to grow on nutritionally deficient media.

### Principle

Tryptone provides peptides and peptones while Vitamin B complex is provided by yeast extract. Sodium chloride provides sodium ions for membrane transport and also maintains the osmotic equilibrium of the medium.

### Formula\*

Ingredients	g/L
Tryptone	10.0
Yeast Extract	5.0
Sodium Chloride	10.0
Final pH (at 25°C)	7.5 ± 0.2

\*Adjusted to suit performance parameters.

### Storage and Stability

Store dehydrated medium below 30°C in tightly closed container and the prepared medium at 2°C-8°C. Avoid freezing and overheating. Use before expiry date on the label. Once opened keep powdered medium closed to avoid hydration.

### Specimen Collection and Handling

Ensure that all samples are properly labelled.

Follow appropriate techniques for handling samples as per established guidelines.

Some samples may require special handling, such as immediate refrigeration or protection from light, follow the standard procedure.

The samples must be stored and tested within the permissible time duration.

After use, contaminated materials must be sterilized by autoclaving before discarding.

### Directions

1. Suspend 25.00 g of the powder in 1000 mL purified / distilled water.
2. Mix thoroughly.
3. Heat with frequent agitation and boil for 1 minute to dissolve the powder completely.
4. Sterilize by autoclaving at 121°C (15 psi) for 15 minutes as per validated cycle.

### Quality Control

**Dehydrated Appearance:** Light yellow coloured, homogenous, free flowing powder.

**Prepared Appearance:** Yellow to amber coloured, clear solution without any precipitate.

**Growth Promotion Test:** Growth promotion is carried out in accordance with the harmonized method of USP/EP/JP/IP and growth was observed after an incubation at 30°C-35°C for 18 to 24 hours.

**Growth Promoting Properties:** The test results observed are within the specified temperature and shortest period of time specified in the test, inoculating ≤ 100 cfu of appropriate microorganism at 30°C-35°C for 18 hours.

Organism (ATCC)	Growth
<i>Escherichia coli</i> (K802) (33526)	Good
<i>Escherichia coli</i> (8739)	Good
<i>Escherichia coli</i> (25922)	Good
<i>Escherichia coli</i> DH5alpha (MTCC 1652)	Good

### Performance and Evaluation

Performance of the product is dependent on following parameters as per product label claim:

1. Directions
2. Storage
3. Expiry

### Warranty












This product is designed to perform as described on the label and package insert. The manufacturer disclaims any implied warranty of use and sale for any other purpose.

### Reference

1. Atlas R.M., 1993, Handbook of Microbiological media, Ed. By Parks L., CRC Press Inc.
2. Lennox E.S. 1955, Transduction of Linked Genetic Characters of the host by bacteriophage P1., Virology, 1:190.
3. Data on file: Microxpress®, A Division of Tulip Diagnostics (P) Ltd.

### Product Presentation:

Cat No.	Product description	Pack Size
201120310500	Dehydrated Culture Media	500 g

 Temperature Limit	 Manufacturer	 Batch Code	 Date of Manufacture	 This way up	 Received on
 Catalogue Number	 Consult Instructions for use	 Use-by Date	 Hygroscopic keep container tightly closed	 Opened on	

Revision: 0825/VER-03

### Disclaimer

Information provided is based on our inhouse technical data on file, it is recommended that user should validate at his end for suitable use of the product.