

Jensen's Medium

Intended Use

Jensen's Medium is used for detection and cultivation of nitrogen fixing bacteria.

Summary

Nitrogen-fixing organisms are free-living bacteria, which grow well on a nitrogen-free medium. These bacteria utilize atmospheric nitrogen gas for their cell protein synthesis. This cell protein is then mineralized in soil after the death of the cells thereby contributing towards the nitrogen availability of the crop plants. Nitrogen fixing bacteria enter into symbiosis only with leguminous plants, by infecting their roots and forming nodules on them. Jensen's Medium is formulated according to Jensen and is recommended for detection and cultivation of nitrogen fixing bacteria.

Principle

Sucrose acts as an energy source. Sodium molybdate in the media increases the fixation of nitrogen. Dipotassium hydrogen phosphate buffers the medium well. Sodium chloride maintains osmotic equilibrium of the medium. Calcium stimulates nodulation when present as chloride or sulphate.

Formula*

Ingredients	g/L
Sucrose	20.0
Calcium Carbonate	2.0
Magnesium Sulphate	0.5
Dipotassium Phosphate	1.0
Sodium Chloride	0.5
Ferrous Sulphate	0.1
Sodium Molybdate	0.005
Agar	15.0
Final pH (at 25°C)	6.8 ± 0.2

*Adjusted to suit performance parameters.

Storage and Stability

Store dehydrated medium below 30°C in tightly closed container and the prepared medium at 2°C-8°C. Avoid freezing and overheating. Use before expiry date on the label. Once opened keep powdered medium closed to avoid hydration.

Specimen Collection and Handling

Ensure that all samples are properly labelled.

Follow appropriate techniques for handling samples as per established guidelines.

Some samples may require special handling, such as immediate refrigeration or protection from light, follow the standard procedure.

The samples must be stored and tested within the permissible time duration.

After use, contaminated materials must be sterilized by autoclaving before discarding.

Directions

1. Suspend 39.10 g of the powder in 1000 mL purified / distilled water.
2. Mix thoroughly.
3. Boil with frequent agitation to dissolve the powder completely. Do not overheat.
4. Sterilize by autoclaving at 121°C (15 psi) for 15 minutes as per validated cycle.

Quality Control

Dehydrated Appearance: Cream to yellow coloured, homogenous, free flowing powder.

Prepared Appearance: White to cream coloured, opalescent with a slight precipitated gel forms in petridishes.

Cultural Response: Cultural characteristics is observed after an incubation at 30°C-35°C for 7 days.

Organism (ATCC)*Rhizobium meliloti* (9930)*Rhizobium leguminosarum* (10004)**Growth**

Good

Good

Performance and Evaluation

Performance of the product is dependent on following parameters as per product label claim:

1. Directions
2. Storage
3. Expiry

Warranty

This product is designed to perform as described on the label and package insert. The manufacturer disclaims any implied warranty of use and sale for any other purpose.

Reference

1. Subba Rao N. S., 1977, In: Soil Microorganisms and Plant Growth, Oxford and IBH Publishing Co., New Delhi, Pages 254-255.
2. Jensen. H. L., 1942, Pro Line Soc. N.S.W., 57,205-212.
3. Ranganayaki S., Mohan C., Ally Z., 1981; 21 (8): 607-10.
4. Data on file: Microxpress®, A Division of Tulip Diagnostics (P) Ltd.

Product Presentation:**Cat No.**












201100020500

Product description

Dehydrated Culture Media

Pack Size

500 g

 Temperature Limit	 Manufacturer	 Batch Code	 Date of Manufacture	 This way up	 Received on
 Catalogue Number	 Consult Instructions for use	 Use-by Date	 Hygroscopic keep container tightly closed	 Opened on	

Revision: 0825/VER-03

Disclaimer

Information provided is based on our inhouse technical data on file, it is recommended that user should validate at his end for suitable use of the product.