

## GN Broth IP (Medium 11)

### Intended Use

GN Broth IP (Medium 11) is used for isolation of *Shigella* species.

### Summary

GN Broth is recommended by the Indian Pharmacopoeia for the selective isolation of *Shigella* species with subsequent isolation on a selective medium, XLD Agar. Croft and Miller isolated more strains of *Shigella* from rectal swabs using this medium. Taylor and Schelhart showed the superiority of GN Broth to selenite enrichment media for isolation of *Shigella*.

### Principle

The medium contains polypeptone peptone, which provides amino acids and other nitrogenous substances to support bacterial growth. The combination of sodium citrate and sodium deoxycholate inhibit Gram-positive and some Gram-negative bacteria such as coliforms. Phosphates serve as a buffering system. Sodium chloride maintains osmotic equilibrium. *Proteus*, *Pseudomonas* and coliforms do not overgrow *Salmonella* and *Shigella* in GN Broth during the first 6 hours of incubation. This enrichment broth should be used in conjunction with selective and nonselective plating media to increase the probability of isolating pathogens.

### Formula\*

Ingredients	g/L
Polypeptone Peptone	20.0
Glucose	1.0
Sodium Citrate	2.0
Sodium Deoxycholate	0.5
Di-potassium Hydrogen Phosphate	4.0
Mono Potassium Dihydrogen Phosphate	1.5
Sodium Chloride	5.0
Final pH (at 25°C)	7.0 ± 0.2

\*Adjusted to suit performance parameters.

### Storage and Stability

Store dehydrated medium below 30°C in tightly closed container and the prepared medium at 2°C-8°C. Avoid freezing and overheating. Use before expiry date on the label. Once opened keep powdered medium closed to avoid hydration.

### Type of Specimen

Pharmaceutical sample

### Specimen Collection and Handling

Ensure that all samples are properly labelled.

Follow appropriate techniques for handling samples as per established guidelines.

Some samples may require special handling, such as immediate refrigeration or protection from light, follow the standard procedure.

The samples must be stored and tested within the permissible time duration.

After use, contaminated materials must be sterilized by autoclaving before discarding.

### Directions

1. Suspend 34.00 g of the powder in 1000 mL purified / distilled water.
2. Mix thoroughly.
3. With continuous stirring, bring gently to boil and maintain at boiling point until solution is complete. DO NOT AUTOCLAVE.
4. Cool to 50°C, mix and dispense into tubes.

### Quality Control

**Dehydrated appearance:** Cream to light yellow coloured, homogeneous, free flowing powder.

**Prepared Appearance:** Light yellow coloured, clear to slightly opalescent solution.

**Growth Promotion Test:** Growth promotion is carried out in accordance with IP and growth is observed after an incubation at 30°C-35°C for 24-48 hours. Subculturing is carried out using Xylose Lysine Desoxycholate Agar after enrichment in GN Broth IP at 30°C-35°C for 24-48 hours.

**Growth Promoting Properties:** The test results observed are within the specified temperature and shortest period of time specified in the test, inoculating  $\leq 100$  cfu of appropriate microorganism at 30°C-35°C for 24 hours.

**Inhibitory Properties:** No growth of the test microorganism occurs for the specified temperature and not less than the longest period of the time specified, inoculating  $> 100$  cfu of the appropriate microorganism at 30°C-35°C for  $\geq 48$  hours.

**Organism (ATCC)**

*Shigella boydii* serotype 10 strain  
CDC 6336-52 (12030)

**Growth**

Good

**Inhibitory**

*Staphylococcus aureus* subsp.  
*aureus* (6538)

Inhibited

**Note:** For inhibition no growth of test microorganism should occur.

Inoculum for good growth should be between 10-100 cfu and that for inhibition is greater than 100 cfu.

**Performance and Evaluation**

Performance of the product is dependent on following parameters as per product label claim:

1. Directions
2. Storage
3. Expiry

**Limitations**

Further isolation and biochemical tests must be carried out for confirmation.

**Warranty**












This product is designed to perform as described on the label and package insert. The manufacturer disclaims any implied warranty of use and sale for any other purpose.

**Reference**

1. Indian Pharmacopoeia, 2017, Ministry of Health and Family Welfare, Govt. of India.
2. Croft C. C., Miller M. J., 1956, Am. J. Clin. Pathol., 26:411.
3. Taylor W.I., Schelhart D., 1968, Appl. Environ. Microbiol., 16:1383.
4. Data on file: Microxpress®, A Division of Tulip Diagnostics (P) Ltd.

**Product Presentation:**

Cat No.	Product description	Pack Size
201070030100	Dehydrated Culture Media	100 g
201070030500	Dehydrated Culture Media	500 g
203070110100	Bottle Media	100 mL

 Temperature Limit	 Manufacturer	 Batch Code	 Date of Manufacture	 This way up	 Received on
 Catalogue Number	 Consult Instructions for use	 Use-by Date	 Hygroscopic keep container tightly closed	 Opened on	

Revision: 0825/VER-03

**Disclaimer**

Information provided is based on our inhouse technical data on file, it is recommended that user should validate at his end for suitable use of the product.