

## EMB Broth

### Intended Use

EMB Broth is a slightly selective and differential medium recommended for the isolation, cultivation and differentiation of Gram-negative enteric bacilli from clinical and non-clinical specimens.

### Summary

Eosin Methylene Blue (EMB) broth was originally developed by Holt-Harris and Teague. Eosin Y and Methylene Blue are the two dyes incorporated in these media. This formulation gives a sharp and distinct differentiation between the colonies of lactose fermenting and non-lactose fermenting microorganisms.

### Principle

The media contain Eosin Y and Methylene Blue dyes that inhibit Gram-positive bacteria to a limited degree. In addition, these dyes also serve as differential indicators in response to lactose/sucrose fermentation by the microorganism. Sucrose is added to the media as an alternative carbohydrate source for typical lactose fermenting, Gram-negative bacilli, which may not ferment lactose or may do so slowly.

### Formula\*

Ingredients	g/L
Tryptone	10.0
Dipotassium Phosphate	2.0
Lactose	5.0
Sucrose	5.0
Eosin Y	0.4
Methylene Blue	0.065
Final pH (at 25°C)	7.2 ± 0.2

\*Adjusted to suit performance parameters.

### Storage and Stability

Store dehydrated medium below 30°C in tightly closed container and the prepared medium at 2°C-8°C. Avoid freezing and overheating. Use before expiry date on the label. Once opened keep powdered medium closed to avoid hydration.

### Type of specimen

Water samples and Clinical samples.

### Specimen Collection and Handling

Ensure that all samples are properly labelled. Follow appropriate techniques for handling samples as per established guidelines. Some samples may require special handling, such as immediate refrigeration or protection from light, follow the standard procedure. The samples must be stored and tested within the permissible time duration. After use, contaminated materials must be sterilized by autoclaving before discarding.

### Directions

1. Suspend 22.46 g of the powder in 1000 mL purified / distilled water.
2. Mix thoroughly until the suspension is uniform.
3. Heat with frequent agitation to dissolve the powder completely. AVOID OVERHEATING.
4. Sterilize by autoclaving at 121°C (15 psi) for 15 minutes as per validated cycle.
5. Cool to 50°C and shake the medium to oxidize the Methylene blue and to suspend the flocculent precipitate.

### Quality Control

**Dehydrated Appearance:** Light purple coloured, homogenous, free flowing powder.

**Prepared Appearance:** Reddish purple coloured, slightly opalescent solution with greenish cast forms in tubes.

**Growth Promotion Test:** Growth promotion is carried out in accordance with the harmonized method of USP/EP/JP and growth is observed after incubation at 30°C-35°C for 18-24 hours. Sub-culturing is carried out using EMB Agar after enrichment in EMB Broth at 30°C-35°C for 18-24 hours.

**Growth Promoting Properties:** The test results observed are within the specified temperature and shortest period of time specified in the test, inoculating  $\leq 100$  cfu of appropriate microorganism at 30°C-35°C for 18 hours.

Organism (ATCC)	Growth	Colour of Colony
<i>Salmonella enterica</i> subsp. <i>enterica</i> serovar <i>Typhimurium</i> (14028)	Good	Colourless
<i>Salmonella enterica</i> subsp. <i>enterica</i> serovar <i>Typhimurium</i> (23564)	Good	Colourless
<i>Enterococcus faecalis</i> (29212)	Partial Inhibition	Pinkish purple, pin point
<i>Klebsiella pneumoniae</i> subsp. <i>pneumoniae</i> (10031)	Good	Pink with blue centre, mucoid
<i>Klebsiella aerogenes</i> (13048)	Good	Pink with blue centre
<i>Staphylococcus aureus</i> subsp. <i>aureus</i> (25923)	Partial Inhibition	Colourless
<i>Escherichia coli</i> (25922)	Good	Purple with black centre and green metallic sheen
<i>Proteus mirabilis</i> (25933)	Good	Colourless

**Note:** For good growth - should be between 10-100 cfu and that for inhibition is greater than 100 cfu.

For inhibition no growth of test microorganism should occur.

Some species of *Klebsiella* may give a distinctive metallic sheen (due to metachromatic properties of the dyes, movement using flagella and strong acid end-products of fermentation).

### Interpretation of Results

1. Coliforms produce blue-black colonies due to the taking up of an Eosin methylene blue dye complex by the bacterial cells when the pH drops.
2. *Salmonella* and *Shigella* colonies appear colourless or have a transparent amber colour.
3. *Escherichia coli* colonies may show a characteristic green metallic sheen due to rapid fermentation of lactose.
4. Some Gram-positive bacteria, such as faecal *Streptococci*, *Staphylococci* and yeasts, usually form pin point colonies.

### Performance and Evaluation

Performance of the product is dependent on following parameters as per product label claim:

1. Directions
2. Storage
3. Expiry

### Precautions/Limitations

1. Store the prepared medium away from light to avoid photo-oxidation.
2. If EMB Agar is inoculated on the same day, as it is prepared, it may be used without autoclave sterilization.
3. A number of non-pathogenic, lactose non-fermenting Gram-negative bacteria will grow on this medium and must be distinguished from the pathogenic bacterial strains by additional biochemical tests.
4. Serial inoculation may be required to assure adequate isolation of mixed flora samples.

### Warranty

This product is designed to perform as described on the label and package insert. The manufacturer disclaims any implied warranty of use and sale for any other purpose.

### Reference

1. Data on file: Microxpress®, A Division of Tulip Diagnostics (P) Ltd.

**Product Presentation:****Cat No.**












201050100500

**Product description**

Dehydrated Culture Media

**Pack Size**

500 g

 Temperature Limit	 Manufacturer	 Batch Code	 Date of Manufacture	 This way up	 Received on
 Catalogue Number	 Consult Instructions for use	 Use-by Date	 Hygroscopic keep container tightly closed	 Opened on	

Revision: 0725/VER-03

**Disclaimer**

Information provided is based on our inhouse technical data on file, it is recommended that user should validate at his end for suitable use of the product.

---