

MICROPRO[®]~ValiD
Microbial Identification Test

Micropro[®]~ValiD Identification Kit

is a miniaturized version of various classical methods of identification along with some novel Substrates.

Enables the identification of aerobic Gram-negative bacteria from family *Enterobacteriaceae*, and some frequently isolated fermenting and non-fermenting Gram-negative bacteria and Gram-positive bacteria.

FEATURES

- Compact and ingenious identification test panel
- Based on enzyme-substrate reaction
- Each Test contains fixed set of microwells pre-coated with substrates
- Three step process: Inoculation, Incubation and Reading
- Results are observed and interpreted manually
- Metabolism of substrate indicates positive results visualized by color change
- Simple and hassle-free procedure

BENEFITS

- Easy to use
- Economical
- Better than Traditional Biochemical Tests
- Reliable and Precise Identification
- Highly Specific and Reproducible Results
- Easy Interpretation

CULTURE LIST

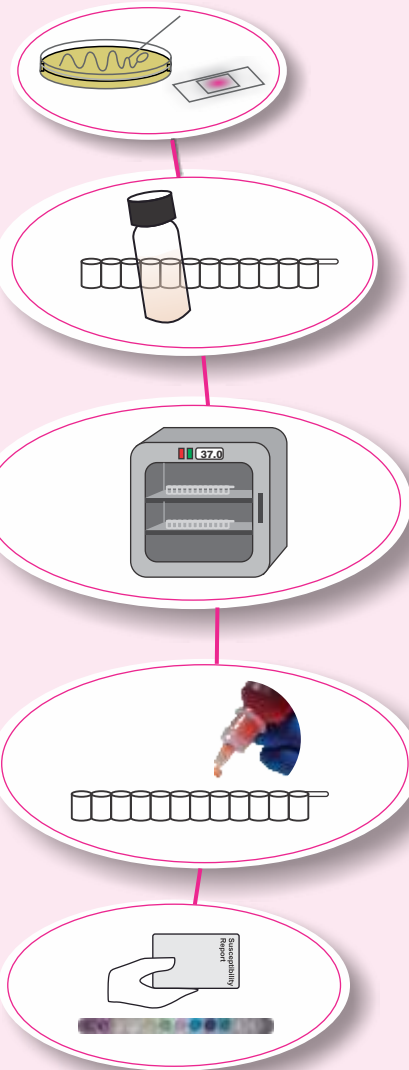
Gram negative bacteria - *E. coli*, *Proteus*, *Shigella*, *Salmonella*, *Klebsiella*, *Enterobacter*, *Citrobacter*, *Pseudomonas*, *Acinetobacter* and many more...

Gram positive bacteria - *Staphylococcus*, *Enterococcus*, *Streptococcus*, *Bacillus* and more...



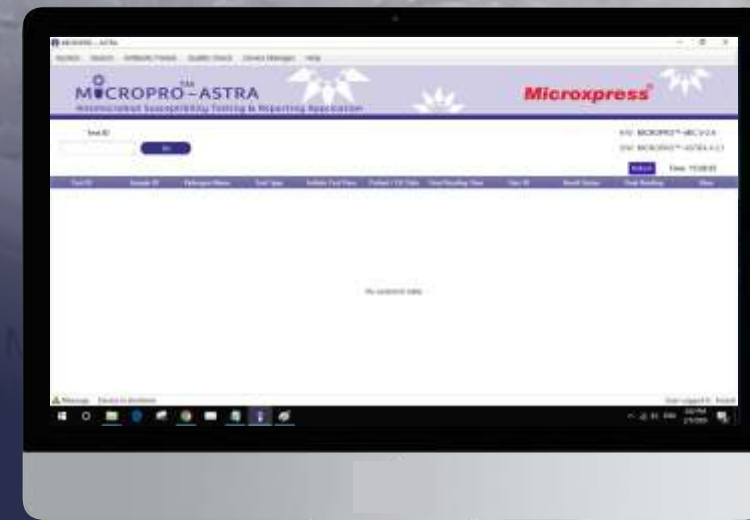
Microbial Identification

Efficient Workflow



* For detailed configuration refer pack insert.

CE | An ISO 13485 Certified Company



Micropro[®] AST & ID System

Broth Microdilution Method



Enables Reporting of Antimicrobial Susceptibility Testing & Identification of Pathogens within **12 hours**

Microexpress[®]

Microexpress[®]
Division of
TULIP DIAGNOSTICS (P) LTD.
a PerkinElmer company

Plot No. S-124, S-125, S-126, Utility Plot No. VIII, Phase III-B, Verna Industrial Estate, Verna, Goa - 403 722, INDIA.
Regd. Office: Gitanjali, Tulip Block, Dr. Antonio do Rego Bagh, Alto Santacruz, Bambolim Complex Post Office, Goa - 403 202, INDIA.
Email: mex.queries@tulipgroup.com; Website: www.microexpress.in

MICROPRO[®]-MIC

Antimicrobial Susceptibility Testing

Broth Microdilution Method

A system intended for Antimicrobial Susceptibility Testing and Reporting within 5-10 hours.

The **Micropro[®] - MIC** System incorporates:

- Turbidimetric growth detection
- Pre-coated panels with different antimicrobial concentrations
- **Micropro[®] - ASTRA** software platform for reporting of results

SALIENT FEATURES

- Conforming to CLSI Guidelines
- Resistance Markers
- Intrinsic Resistance Indications
- Detection of Carbapenem Resistance
- Colistin & Polymixin B Testing
- Beta-lactamase Detection in Staphylococci
- Methicillin Resistance in *S. aureus*
- Vancomycin Resistance in *S. aureus*
- Inducible Clindamycin Resistance
- Predictive *mecA* Detection for *S. aureus*
- Vancomycin Resistance in Enterococci
- High-Level Aminoglycoside Resistance in Enterococci
- ESBL Detection and Change in Result Interpretation

Micropro[®] ~ ASTRA SOFTWARE

Antimicrobial Susceptibility Testing & Reporting Application

provides an easy and better way for faster detection, analysis and communication of susceptibility results to the health care professionals.

BENEFITS

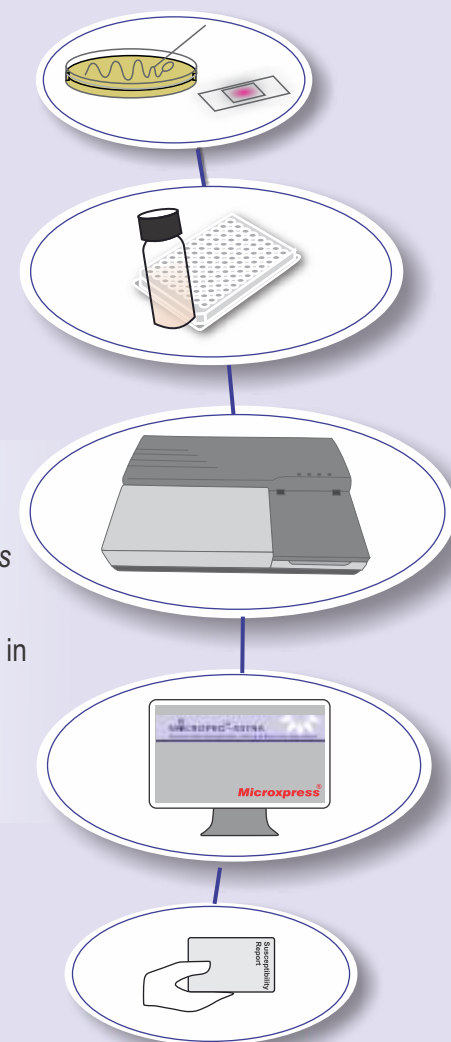
- User-Friendly, Minimal expertise required
- Data Entry of Clinical Information from routine diagnostic testing
- Analysis of reports include Isolate Listings, Antimicrobial Susceptibility Test and Test Groups
- Compares Multi-Drug Resistance Patterns with pre existing database
- Integrated Susceptibility Test Interpretation Guidelines from CLSI/EUCAST
- Simple Data File Structure And Output Formats.
- Compatible With LIS

Reliability

For Antimicrobial Susceptibility Test results, the essential and categorical agreements were 94.36 % and 91.9 %, respectively with Automated Instruments.

CLSI Compliant!

Efficient Workflow



Single Platform, Unlimited Sample Testing, Intuitive Software Application...

Antimicrobial Susceptibility Testing and Reporting within 5-10 hours!

MICROPRO[®]-AST

Antimicrobial Susceptibility Testing

Broth Microdilution Method equivalent to Kirby Bauer

Conventional method for antibiotic susceptibility testing include the **Disk Diffusion Method** which takes about 12 to 16 hours, causes delay in delivering results by three days.

Broth Microdilution Methods are the latest generation testing methods which involves instruments and software applications. Sensitive optical detection systems allows detection of even subtle changes in bacterial growth.

Uses CLSI recommended.

1. **Mueller Hinton - Cation Adjusted Medium** for culturing of wide range of pathogens.
2. **Micropro[®] Antibiotic Susceptibility Panels** - GN, GP and UTI
3. **Micropress[®] McFarland Reader** for inoculum preparation.



All in One Kit available - Sterile Inoculum Kit, Reagents Kits with Gamma Sterile Accessories .

FEATURES AND BENEFITS

- ✓ Spectrophotometric – Turbidimetric Technology
- ✓ Applicable to all pathogens from all infection sources
- ✓ Optimizes Lab work
- ✓ Media or plate pre-preparation not required
- ✓ Software takes care of reporting and interpretation
- ✓ Easy sample preparation for inoculation
- ✓ Six Panels for all GN and GP pathogens
- ✓ Result interpretation: Automated with Software
- ✓ Simple Procedure Adaptable by almost all Laboratories

Micropro[®] ~ ASTRA SOFTWARE

Antimicrobial Susceptibility Testing & Reporting Application

Interpretation of Antimicrobial Susceptibility Testing Results with Preferences and Test Group in accordance to CLSI.

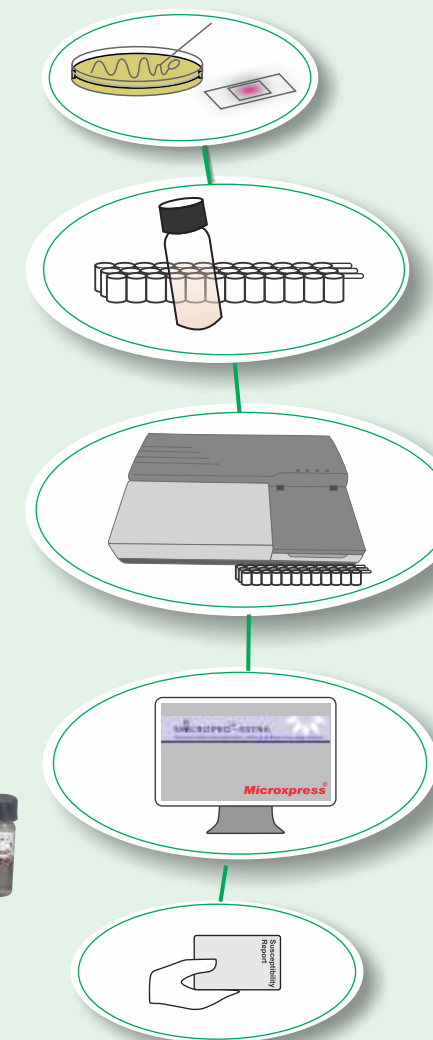
Reliability

More than 92 % Correlation with Kirby Bauer Method
More than 91.9 % Correlation with Automated Instruments



Developed on EUCAST Model

Conforms to both CLSI and EUCAST



Single Platform, Unlimited Sample Testing, Intuitive Software Application...

Antimicrobial Susceptibility Testing and Reporting within 5-10 hours!