



## SafeShield™-VLTM

### Viral Lysis Transport Medium

#### INTENDED USE

**SafeShield™-VLTM** is intended for the collection, inactivation and transport of clinical specimens containing viruses and bacteria from the collection site to the testing laboratory. It is ideally suited for molecular testing of microbial RNA and DNA employing amplification tests.

#### SUMMARY AND PRINCIPLE

**SafeShield™-VLTM** contains chaotropic agent and surfactant which interferes with the hydrogen bonds and intramolecular interactions of macromolecules. It solubilizes the proteins resulting in disintegration of cellular structures of the micro-organisms and also denatures DNase and RNase enzymes. The chelating agent sequester divalent cations which inactivates the nuclease enzymes and protects the nucleic acids released, and the buffering system also serves to protect them. This medium maintains the integrity of the nucleic acids for molecular testing. The lysing property of the Viral Lysis Transport Medium lyses the micro-organisms and renders them non infectious offering protection to the users. The inactivation and lysis of the micro-organisms is achieved within 30 minutes of introduction to the medium.

#### FORMULATION\*

**SafeShield™-VLTM** contains chaotropic agent (1 - 5 M), surfactant (0.1 - 0.5%) and chelating agent (0.01 - 0.05 mM), nuclease-free water, qs. The pH is adjusted to  $6.7 \pm 0.3$  at 25 °C.

\* Adjusted to suit performance parameter.

REF	203220250050
	50 Tests

**Important Note:** Ten pairs of plastic hand gloves are provided with the kit, to be used while handling as the kit contains guanidine thiocyanate which is corrosive and can cause skin corrosion. Use of latex hand gloves is not recommended, however if used, should be doubly gloved using plastic gloves in addition.

#### STORAGE AND STABILITY

Store at 15°C - 25°C. Do not freeze or incubate. Keep the reagents away from direct sunlight. The shelf life of the reagents is as per the expiry date mentioned on the reagent vial labels. Do not use beyond expiry date.

#### ADDITIONAL MATERIAL REQUIRED

Standard microbiological supplies and equipment such as loops, incinerators, incubators, centrifuge, Pasteur pipettes, molecular testing kits, serological and biological reagents etc.

#### SPECIMEN COLLECTION AND PREPARATION

Once a swab specimen is collected it should be placed immediately into the **SafeShield™-VLTM** tube. Transport the specimen to the laboratory as soon as possible, to maintain optimum specimen viability. It is recommended to refrigerate the specimen during transit at 2°C-8°C to ensure best recovery. The specimen should ideally be tested at the earliest, ideally before 7 days post collection. If there is a long delay before processing, specimens should be frozen at -70°C or transported on dry ice, to prevent loss of integrity of nucleic acids. All specimens should be processed as soon as they are received in the laboratory. Specimens for viral and bacterial investigation should be collected and handled following the standard guidelines.

#### PROCEDURE

Proper collection of the specimen increases the probability of successful isolation and identification of the infectious organisms. Specimens should be collected as soon as possible after the clinical onset of disease. Highest viral titers are present during the acute illness

1. Peel open the sealed pouch pack and remove swab from the pouch.
2. Collect the specimen without breaking the swab.
3. Aseptically remove the cap from the tube.
4. Insert the swab into the vial containing the medium.
5. Break the swab shaft by bending the swab against the rim of the tube at the breakpoint.
6. Replace the cap and secure the lid, tightly.
7. Record the patient's information on the label.
8. Ship the specimen tube at 2°C-8°C in icebox to the laboratory for analysis.

#### QUALITY CONTROL

All lots of **SafeShield™-VLTM** are tested for microbial contamination, pH and the ability to inactivate microorganisms.

**Appearance:** Faint blue color clear solution. **Final pH at 25 °C:** 6.7 ± 0.3 **Volume:** 1.5 mL

#### INTERPRETATION OF RESULTS

Accuracy of results depends on proper specimen collection, transportation time and temperature as well as specimen handling in the testing laboratory.

#### LIMITATIONS

1. Condition, timing and volume of specimen collected are significant variables in obtaining reliable results. Follow recommended guidelines for specimen collection.
2. Repeated freezing and thawing of specimens may reduce the recovery of nucleic acids.
3. Dacron, rayon or nylon flocked swabs are recommended.
4. Calcium alginate or cotton swabs, as well as wooden stick swab, should not be used.

#### PRECAUTIONS

1. This product is for *in vitro* Diagnostic use only and to be used by trained and qualified professionals.
2. Read the instructions carefully before performing the test.
3. All laboratory specimens should be considered infectious and handled according to standard precautions.
4. Follow State, Local and Institutional guidelines for handling and disposal of Biohazard waste.
5. Do not ingest, inhale, or allow to come into contact with skin.
6. Do not pre-moisten the applicator before use.
7. Do not re-sterilize the swab. Also, do not use if the swab is damaged or broken.
8. Do not use if the medium is contaminated.
9. All specimens should be shipped in compliance with all the Local, State and hospital guidelines.

#### WARNINGS

**Safeshield™-VLTM** contains guanidine thiocyanate which is corrosive to metals, causes skin corrosion and serious eye damage.












- Recommended Personal Protective Equipment includes Dust mask type N95, Eye shields and thick durable Nitrile or Plastic Gloves.
- If on skin: Gently wash with plenty of water.
- If skin irritation or rash occurs: Get medical advice/attention.

Kindly note that this transport media should not be used in a testing platform that uses bleach or in laboratories that use bleach as a part of their routine decontamination and disposal process. When the bleach interacts with guanidine thiocyanate it produces the hazardous cyanide gas.

#### REFERENCES

(1). Clinical and Laboratory Standards Institute. 2005. Approved Guideline M29-A3. Protection of laboratory workers from occupationally acquired infections, 3rd ed. CLSI, Wayne, Pa. (2). Anderson, N.L., *et al*, Cumitech 3B; Quality Systems in the Clinical Microbiology Laboratory, Coordinating ed., A.S. Weissfeld. American Society for Microbiology, Washington, D.C. (3). Jorgensen., *et al*, Manual of Clinical Microbiology, American Society for Microbiology, Washington, D.C. Tille, P., *et al*, Bailey and Scott's Diagnostic Microbiology, C.V. Mosby Company, St. Louis, MO. (4). Clyde, W.A., *et al*, 1984. Cumitech 19; Laboratory Diagnosis of Chlamydial and Mycoplasmal Infections, Coordinating ed., W.L. Drew. American Society for Microbiology, Washington D.C. (5). Isenberg, H.D. Clinical Microbiology Procedures Handbook, Vol. I, II & III. American Society for Microbiology, Washington, D.C. (6). Murray, P.R., E. J. Baron, J. H. Jorgensen, M. A. Pfaller, and R. H. Tenover. 2003. Manual of Clinical microbiology, 8th ed. ASM, Washington, D.C. (7). Isenberg, H. D., 2004. Clinical microbiology procedures handbook, 2nd ed. ASM, Washington, DC. (8). P. Chomczynski and N. Sacchi, "The single-step method of RNA isolation by acid guanidinium thiocyanate-phenolchloroform extraction: twenty-something years on," Nature Protocols, Vol. 1, No. 2, pp. 581–585, 2006. (9). J. Sambrook and D. Russell, Molecular Cloning: A Laboratory Manual, Vol. 3, Cold Spring Harbor Laboratory Press, New York, NY, USA, 3rd edition, 2001. (10). K. Kojima and S. Ozawa, "Method for isolating and purifying nucleic acids," United States patent US 2002/0192667 A1, December 2002. (11). Data on File: Microexpress®, A division of Tulip Diagnostics (P) Ltd.

#### Symbol keys

 Temperature Limit	 Manufacturer	 LOT Batch Code	 EC REP	Authorised Representative	 Contains sufficient for <n> tests	 IVD In vitro Diagnostic Medical Device
 REF Catalogue Number	 Consult Instructions for use	 Use-by Date	 This way up	 STERILE A	Sterilized by aseptic processing techniques	



**Microexpress®**

A Division of Tulip Diagnostics (P) Ltd.

Plot No. S-124, S-125, S-126, Utility Plot No. VIII, Phase III-B, Verna Industrial Estate, Verna, Goa - 403 722, INDIA.

Regd. Office: Gitanjali, Tulip Block, Dr. Antonio Do Rego Bagh, Alto Santacruz, Bambolim Complex P.O., Goa - 403 202, INDIA. Email: mex.queries@tulipgroup.com

EC REP

CMC Medical Devices & Drugs S.L., C/ Horacio Lengo No. 18, CP 29006, Malaga, Spain.